

Search



English

ORCID

Connecting Research  
and Researchers

FOR RESEARCHERS

FOR ORGANIZATIONS

ABOUT

HELP

SIGN IN

SIGN IN

REGISTER FOR AN ORCID ID


LEARN MORE

5,016,409 ORCID iDs and counting. See more...

مراحل دریافت شناسه ارکید (ORCID)

# ورود به سایت اصلی به آدرس:

<https://orcid.org>



The image shows a screenshot of the ORCID website homepage. At the top, there is a search bar and a language selector set to 'English'. Below this is a navigation menu with options: 'FOR RESEARCHERS', 'FOR ORGANIZATIONS', 'ABOUT', 'HELP', and 'SIGN IN'. Under 'FOR RESEARCHERS', there are sub-links for 'SIGN IN', 'REGISTER FOR AN ORCID ID', and 'LEARN MORE'. The ORCID logo is on the left, with the tagline 'Connecting Research and Researchers'. A counter shows '5,016,409 ORCID iDs and counting. See more...'. The main content area features a heading 'DISTINGUISH YOURSELF IN THREE EASY STEPS' followed by a paragraph explaining ORCID's purpose. Below this is a three-step process: 1. REGISTER, 2. ADD YOUR INFO, and 3. USE YOUR ORCID ID. On the right side, there is a 'LATEST NEWS' section with three news items, each with a date and a title.

Search English

ORCID Connecting Research and Researchers

FOR RESEARCHERS FOR ORGANIZATIONS ABOUT HELP SIGN IN

SIGN IN REGISTER FOR AN ORCID ID LEARN MORE

5,016,409 ORCID iDs and counting. See more...

## DISTINGUISH YOURSELF IN THREE EASY STEPS

ORCID provides a persistent digital identifier that distinguishes you from every other researcher and, through integration in key research workflows such as manuscript and grant submission, supports automated linkages between you and your professional activities ensuring that your work is recognized. [Find out more](#)

- 1 REGISTER** Get your unique ORCID identifier [Register now!](#)  
Registration takes 30 seconds.
- 2 ADD YOUR INFO** Enhance your ORCID record with your professional information and link to your other identifiers (such as Scopus or ResearcherID or LinkedIn).
- 3 USE YOUR ORCID ID** Include your ORCID identifier on your Webpage, when you submit publications, apply for grants, and in any research workflow to ensure you get credit for your work.

### LATEST NEWS

**Sat, 07 Jul 2018**  
Spreading the ORCID Word: Helping You Help Us

**Thu, 28 Jun 2018**  
Last Call for 2019 ORCID Board Recommendations

**Tue, 19 Jun 2018**  
ORCID in Publishing: A

# Sign in



## DISTINGUISH YOURSELF IN THREE EASY STEPS

ORCID provides a persistent digital identifier that distinguishes you from every other researcher and, through integration in key research workflows such as manuscript and grant submission, supports automated linkages between you and your professional activities ensuring that your work is recognized. [Find out more](#)

- 1 REGISTER** Get your unique ORCID identifier [Register now!](#)  
Registration takes 30 seconds.
- 2 ADD YOUR INFO** Enhance your ORCID record with your professional information and link to your other identifiers (such as Scopus or ResearcherID or LinkedIn).
- 3 USE YOUR ORCID ID** Include your ORCID identifier on your Webpage, when you submit publications, apply for grants, and in any research workflow to ensure you get credit for your work.

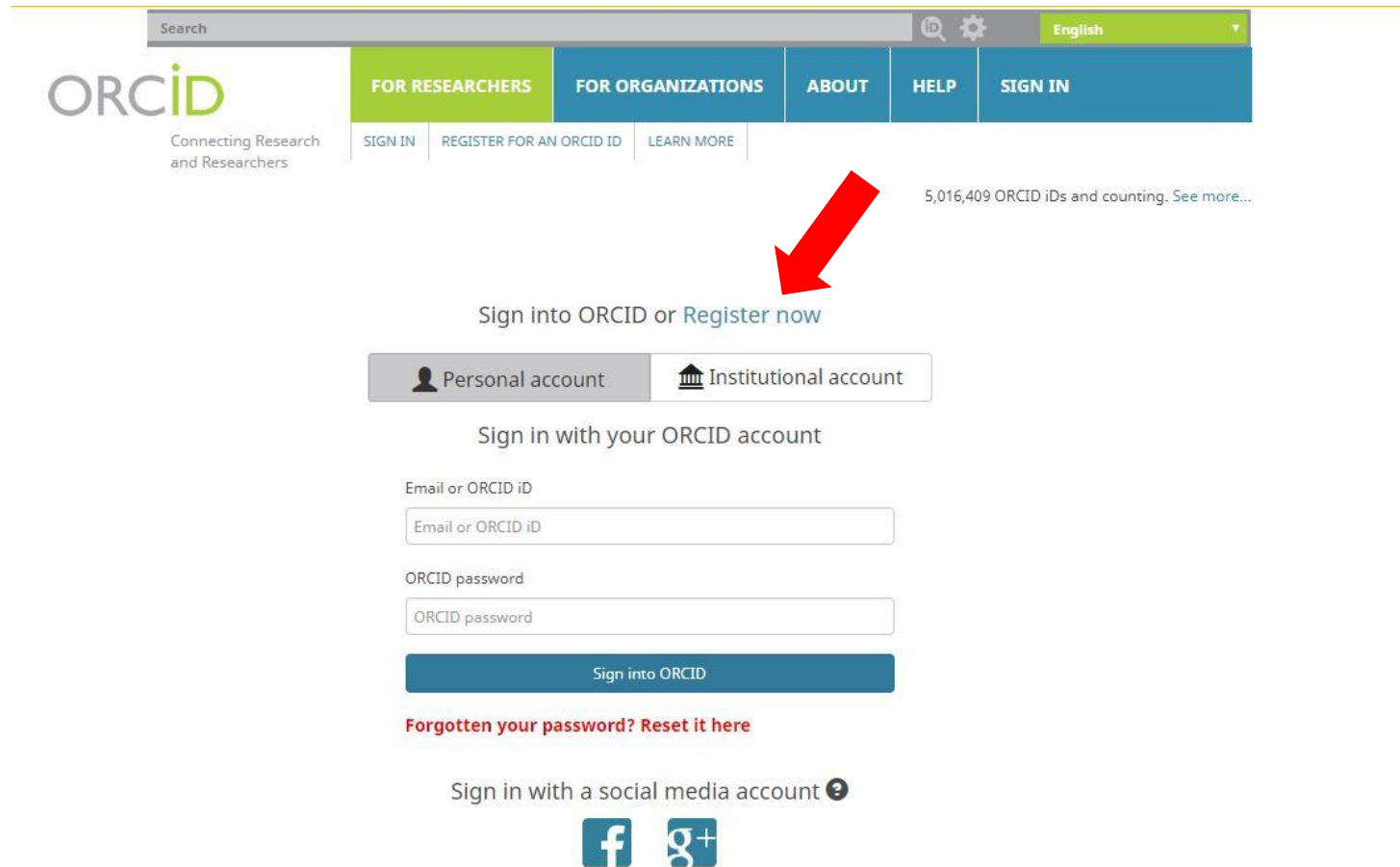
**LATEST NEWS**

**Sat, 07 Jul 2018**  
Spreading the ORCID Word: Helping You Help Us

**Thu, 28 Jun 2018**  
Last Call for 2019 ORCID Board Recommendations

**Tue, 19 Jun 2018**  
ORCID in Publishing: A

در صورتیکه تابحال در این سایت عضو نشده اید،  
گزینه **Register now** را انتخاب نمایید.



The image shows the ORCID website's registration and login interface. At the top, there is a search bar, a language dropdown set to 'English', and navigation tabs for 'FOR RESEARCHERS', 'FOR ORGANIZATIONS', 'ABOUT', 'HELP', and 'SIGN IN'. Below these are sub-links: 'SIGN IN', 'REGISTER FOR AN ORCID ID', and 'LEARN MORE'. A red arrow points to the 'REGISTER FOR AN ORCID ID' link. The main content area features the text 'Sign into ORCID or Register now' with a red arrow pointing to the 'Register now' link. Below this are two account type buttons: 'Personal account' (selected) and 'Institutional account'. The 'Sign in with your ORCID account' section includes input fields for 'Email or ORCID iD' and 'ORCID password', followed by a 'Sign into ORCID' button. A link for 'Forgotten your password? Reset it here' is provided. At the bottom, there is a section for 'Sign in with a social media account' with icons for Facebook and Google+.

# اطلاعات خواسته شده از جمله نام، نام خانوادگی، ایمیل و رمز ورود ORCID را وارد نمایید.

Already have an ORCID iD? [Sign In](#)

Per ORCID's [terms and conditions](#), you may only register for an ORCID iD for yourself.

First name

 \* ?

Last name

Primary email

 \*

Additional email

 ?

[+ Add another email](#)

Create an ORCID password

 \* ?

Confirm ORCID password

 \*

## Visibility settings

Your ORCID iD connects with your ORCID record that can contain links to your research activities, affiliations, awards, other versions of your name, and more. You control this content and who can see it.

**By default, who should be able to see information added to your ORCID Record?**

گزینه Every one را انتخاب کنید.



**Everyone** (87% of users choose this)

**Trusted parties** (5% of users choose this)

**Only me** (8% of users choose this)

\* ?

# و در پایان گزینه Register را انتخاب کنید.

## Notification settings

ORCID sends email notifications about items related to your account, security, and privacy, including requests from ORCID member organizations for permission to update your record, and changes made to your record by those organizations.

You can also choose to receive emails from us about new features and tips for making the most of your ORCID record.


Please send me quarterly emails about new ORCID features and tips

After you've registered, you can change your notification settings at any time in the account settings section of your ORCID record.

## Terms of Use

I consent to the [privacy policy](#) and [terms and conditions](#) of use, including agreeing to my data being processed in the US and being publicly accessible where marked Public.

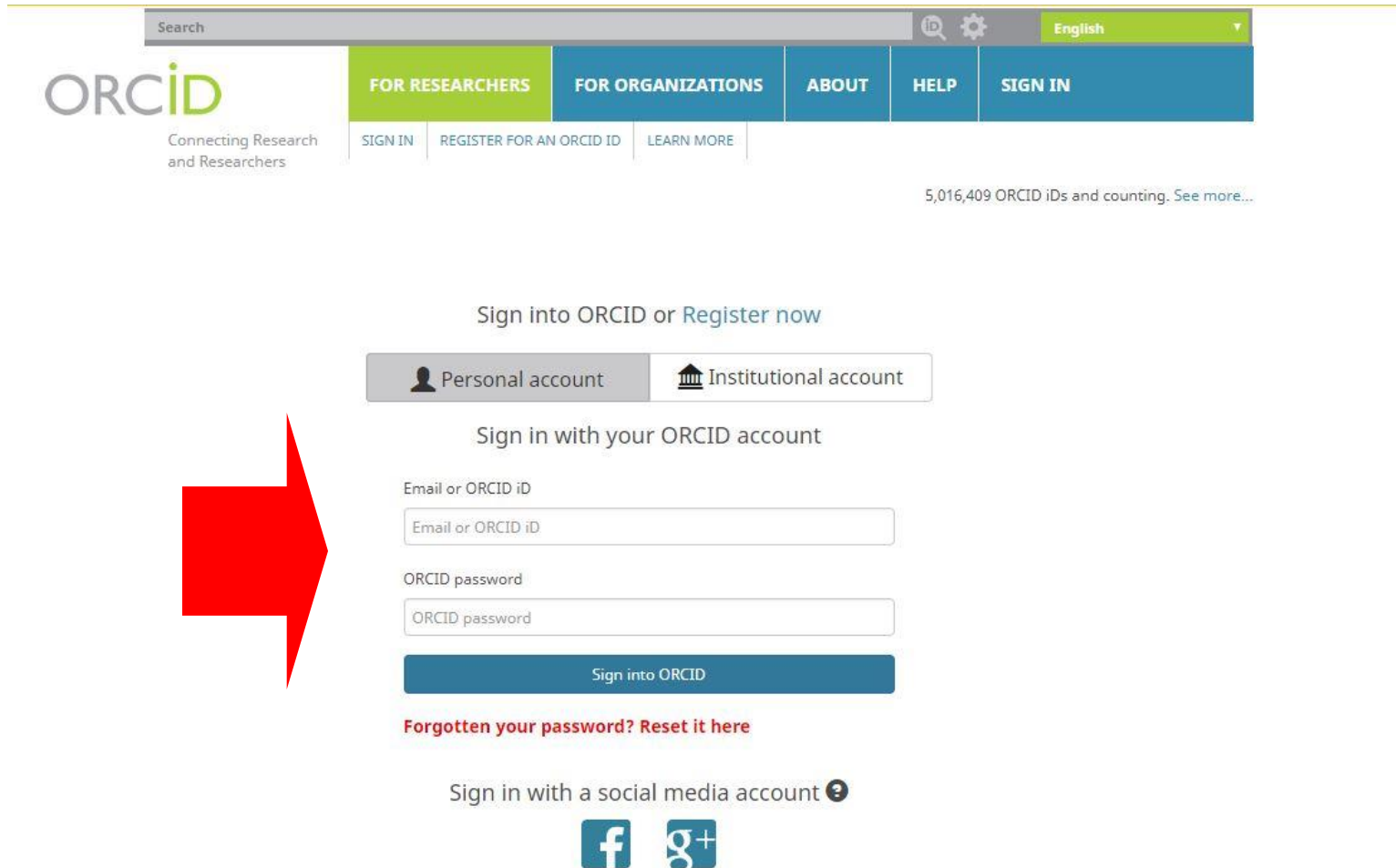
You must accept the terms and conditions.

I'm not a robot  reCAPTCHA  
Privacy · Terms

Register



# و اما در صورتیکه از پیش عضو این سایت بوده اید، در قسمت **Sign in with your ORCID account** اطلاعات خود را وارد نمایید.



Search English

**ORCID**  
Connecting Research and Researchers

**FOR RESEARCHERS** **FOR ORGANIZATIONS** **ABOUT** **HELP** **SIGN IN**

SIGN IN REGISTER FOR AN ORCID ID LEARN MORE

5,016,409 ORCID iDs and counting. See more...

Sign into ORCID or Register now

Personal account  Institutional account

Sign in with your ORCID account



Email or ORCID iD

ORCID password

Sign into ORCID

**Forgotten your password? Reset it here**

Sign in with a social media account

# تکمیل و ویرایش اطلاعات عمومی

Display your iD on other sites ?

Public record print view ?

Get a QR Code for your iD ?

Also known as

Country

Keywords

Websites

Emails

در کادر سمت چپ صفحه:

➤ Also known as: سایر شیوه های نگارش نام

پژوهشگر

➤ Country: ملیت

➤ Keywords: حوزه های فعالیت

➤ Website: وب سایت های شخصی


➤ Emails: سایر آدرسهای پست الکترونیک







# تکمیل و ویرایش اطلاعات عمومی

در قسمت میانی صفحه پروفایل:


- Biography: شرح حال
- Education: سابقه آموزشی
- Employment: اطلاعات مربوط به حرفه
- Funding: سازمانهای حامی پژوهشی فرد
- Works: سمت های شغلی
- Peer review: همکاری بعنوان reviewer با ژورنالها

Biography 


  

▼ Education (0)  [+ Add education](#) [Sort](#)


You haven't added any education, [add some now](#)

▼ Employment (0)  [+ Add employment](#) [Sort](#)


You haven't added any employment, [add some now](#)

▼ Funding (0)  [+ Add funding](#) [Sort](#)


You haven't added any funding, [add some now](#)

▼ Works (0 of 0)  [+ Add works](#) [Sort](#)

You haven't added any works, [add some now](#)

▼ Peer review (2)  [Sort](#)

پس از ثبت نام و ورود اطلاعات، در قسمت سمت  
چپ **ORCID ID** خود را بطور کامل کپی نمایید.

 <https://orcid.org/4number-4number-4number-4number>



برای تمامی نویسندگان مقاله بطور جداگانه فرم زیر را  
در سایت تکمیل نمایید و ORCID ID را در قسمت  
شناسه هر کدام اختصاصاً Paste کنید.

افزافه کردن پدیدآورنده ✕

نام

نام \* نام تعمیدی \* نام خانوادگی \*

اطلاعات تماس

ایمیل \*

کشور

کشور \*

اطلاعات کاربر

پستوند

URL شناسه ی نویسندگان/پژوهشگران